



LC-Series bottom
bag removal



V-Series top bag removal
for larger dust collection

ULTRA-FLOW™

Advanced Technology
High-Ratio Pulse Jet
Baghouse Dust Collectors

V-Series for all dust collection jobs

LC-Series; small cost sensitive jobs

ULTRA-FLOW is the latest generation of an advanced technology discovered in 1979, using basic physics and much field testing. There are thousands of successful installations worldwide. These baghouses are the most efficient and lowest cost to operate/ maintain available on the market today. These dust collectors are backed up by the most qualified technical support, design and applications engineers in the industry.

Eliminates dry dust **for woodworking, welding, grinding and polishing, laser/plasma cutting, powder coating, cement plants, automotive, rubber recycling, grain dust, smelting furnaces.**

Unique Features

- Performance guarantee that no one else can or will offer, **see page 2.**
- **Only collector that will pay back the purchase cost with operating savings;** lowest power consumption of 30 to 50% less to operate the blower. Maintenance and service cost slashed by 50 to 80%.
- Unmatched efficiency; 99% to 1 micron, no “puffing” dust penetration during cleaning pulses.
- High side inlet with dropout box, wide bag filters spacing; eliminates can velocity with true down flow pattern through the collector. Allows very high filter ratio (18:1) regardless of the application.
- Smallest footprint; lower shipping and install cost.
- Runs at extremely low pressure drop of 1.5 to 2.5 inches WC, no restricting venturies.
- Most advanced pulse cleaning system, cleans entirely on-line 100% of the filters and gentle on the media extending filter life by 3 to 5 times over conventional designs.
- Filter media selected to provide most effective and maintenance free filtration.
- Custom engineered to fit any application.

Standard Construction

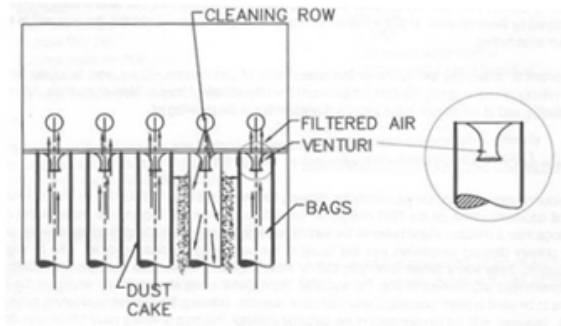
- Heavy duty industrial 12 gauge HRS welded construction, reinforced to +/- 20 (in WG)
- Most advanced self-cleaning system with solid state pulse timer, continuous on-line pulse cleaning pre-wired to NEMA4 enclosure
- Exclusive supersonic nozzles on pulse pipes for 1/4 compressed air use and 1/3 cleaning frequency
- Differential pressure gauge with dust trap to prevent clogging of pneumatic tubing
- 60° sloped hopper with square flanged discharge to ensure material slides easily to the recipient

Custom Options

- On-demand pulse jet cleaning controller
- High temperature customizing
- 304, 316 and specialized stainless steel construction
- Anti-corrosion and anti-abrasion finishes
- OSHA caged ladders, top handrails, platforms
- Automatic manifold heater and drain valve
- Explosion vent panels, spark arrestors
- Rotary airlocks
- Computer selected blower, with noise silencer

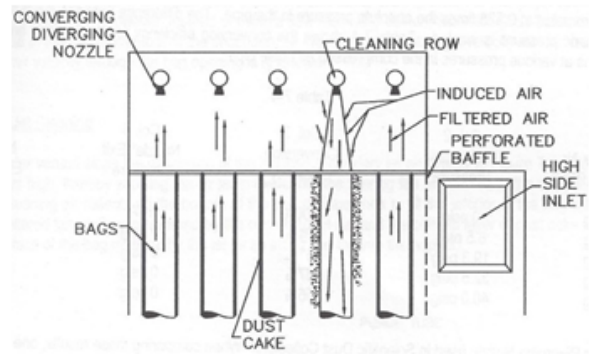
Manufactured by; QAM, 11312 US 15-501 North, Suite 107-182, Chapel Hill, NC, 27517
Phone 1-800-267-5585 toll-free; WWW.QAMANAGE.COM

Conventional Design



- 85-90% of the market, sold by all the big guys.
- Handle most dust loadings, high temperature.
- Circa 1963; compressed air powered cleaning by rows of bags, venturi accelerated the jet to project to bottom of bag. Filter ratio 10:1 or less, dependent on application. Dust penetration (puffing) unacceptable for re-circulation to the work area.
- Circa 1971; "generic" design, modified to use 10-foot bags. Major design flaws led to selection strictly by filter ratio. Most operated at 4-6:1 ratio. Pressure drop is 6-8"wc. High compressed air consumption with higher cleaning frequency.
- High velocity dust impinges on adjacent bags which are too close together.
- The entire industry copied the same design and very little has changed to this day.

Advanced Technology



- Ultra-Flow by QAM, circa 2003, are the 6th evolution of the advanced technology.
- Circa 1979; "Advanced Technology" first appeared. Proven technology but little known.
- 95% less dust emissions, allows for re-circulation to work area.
- 25-40% lower power consumption.
- 50-80% lower operating and maintenance cost.
- 30-40% smaller footprint.
- No venturi to restrict flow, low velocity - high volume jet = gentle but powerful cleaning pulses = no penetration & complete cleaning. 200% increased bag filter life & uses half as many bags.
- High, side inlet eliminates "can velocity".
- Supersonic nozzles; ¼ compressed air consumption.
- Runs at 18-24:1 filter ratio, independent of process & dust loading.
- Runs at 1.5- 3"wc(max) pressure drop.

Compare Dust Collectors

20,000 CFM	ULTRA-FLOW	COMPETITION
Dust emissions	10 x10 ⁻⁵ gr/ft ³	800 x10 ⁻⁵ gr/ft ³
Blower/motor	50 HP	75 HP
Filter life	6-10 years	1-4 years
# of bag filters	84	256
Foot print	72"x135"	115"x135"
Weight	7700 lbs	9480 lbs
Pressure drop	1.5- 2.5 inch WC	4-8 inch WC
Compressed air	4-5 SCFM	8 SCFM
Height w/hopper	222"	240"

Performance Guarantee

(Exclusive to ULTRA-FLOW)

Unmatched Efficiency; 99% efficiency down to 1 micron particle size, and, pressure drop will not exceed 4 inches WC across filter elements. Dust penetration will not exceed 0.01 grains per cubic foot (and as low as 0.002 gr/ft³ vs conventional designs at 0.08 gr/ft³) with inlet dust loading of 10 grains per cubic foot. It will meet and exceed OSHA, Ministry of Labor, EPA and Department of the Environment standards now and in the future.

Unlimited Filter Bag Life; in the range of 7-10 years is not uncommon. In general we expect and can guarantee filter bag life will be at least 18 months and up to 5 years in most applications, 3 to 4 times longer than any conventional baghouse designs.

For a detailed performance guarantee including limitations, refer to our Engineering Bulletin, "Performance Guarantee".

Manufactured by; QAM, 11312 US 15-501 North, Suite 107-182, Chapel Hill, NC, 27517
Phone 1-800-267-5585 toll-free; WWW.QAMANAGE.COM

MODEL	Rated Volume (CFM)	Filter Area (SFT)	Qty Bags Length(in)	Compressed Air (SCFM)	Inlet	Std Outlet	Dust Drawer (cu.ft.)	A	B	C	D	E	F	Weight (lbs)	MODEL
6LC-H	500	29	6/48	0.19	5" dia.	5" dia.	-	21	21	71	28	18	19	483	6LC-H
6LC-L	500	29	6/48	0.19	5" dia.	5" dia.	2.5	21	21	76	-	18	19	483	6LC-L
9LC-H	720	43	9/48	0.28	6" dia	6" dia	-	27	27	76	28	18	19	554	9LC-H
9LC-L	720	43	9/48	0.28	6" dia	6" dia	3	27	27	76	-	18	19	554	9LC-L
12LC-H	960	57	12/48	0.37	7" dia	7" dia	-	27	27	76	47	18	22	778	12LC-H
12LC-L	960	57	12/48	0.37	7" dia	7" dia	4	27	27	76	-	18	22	778	12LC-L
18LC-H	1440	85	18/48	0.56	12x6"	12x6"	-	27	27	86	47	18	26	1093	18LC-H
18LC-L	1440	85	18/48	0.56	12x6"	12x6"	6	27	27	76	-	18	26	1093	18LC-L
30LC-H	2400	142	30/48	0.94	18x6"	18x6"	-	39	39	86	47	18	29	1880	30LC-H
30LC-L	2400	142	30/48	0.94	18x6"	18x6"	8.5	39	39	76	-	18	29	1880	30LC-L
30LC8-H	4800	283	30/96	2.55	35x8"	35x8"	-	39	39	143	47	22	35	2679	30LC8-H
30LC8-L	4800	283	30/96	2.55	35x8"	35x8"	8.5	39	39	127	-	22	35	2679	30LC8-L

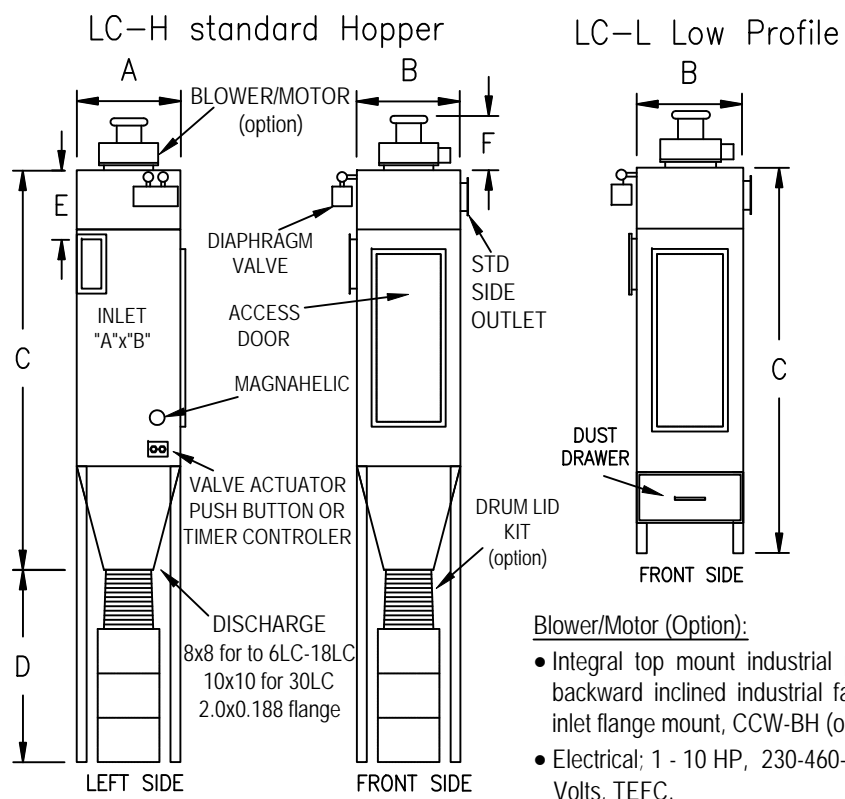
FAN PERFORMANCE	CFM @ In. WC, external pressure					Motor HP	Noise, dBA(1)	Weight (lbs)
	0	1	2	4	6			
6LC	620	590	545	460	320	1	74	57
9LC	820	790	750	660	550	2	78	96
12LC	1100	1050	970	810	660	3	77	137
18LC	1575	1500	1440	1300	1150	5	84	183
30LC	2775	2600	2500	2200	1775	5	80	215
30LC8	5400	5100	4900	4500	4150	10	87	371

High-static blowers also available

(1) Noise level is rated at 5 feet from fan outlet, position 1. The environment for each fan installation influences its measured sound value, therefore dBA levels cannot be guaranteed.

Hopper and Stand; 6LC-H & 9LC-H sized for 5 gallon pail, 12LC-H to 30LC8-H sized for 45 gallon drum.

All dimensions in inches



- 12 gauge hot-rolled steel welded construction, to withstand +/- 20" WG,
- High inlet leads to large drop out section where the air makes a 90deg turn into the filter section. This prevents abrasion and forces most of the dust to drop directly to the collection hopper, no "can" velocity issues..
- 60° Pyramidal hopper provided for dust collection. Optional drum lid adapter available, **drum supplied by others.**
- Large access door to bag filter compartment with easy to open/close hand knobs.
- Inlet/outlet; round collar for slip connection, or, flanged rectangular.
- SSPC-SP3 power-tool cleaned, epoxy primed and exterior finish coat of Terra Brown (RAL8028) paint, good to 250°F
- Automatic self-cleaning, advanced technology "high-ratio" reverse jet pulse, requiring no shutdown for after-pulse cleaning. Pulse sequencer supplied in NEMA 4 enclosure. No need to shutdown the collector during a cleaning cycle.
- Diaphragm valves rated at 125% of required flow to ensure proper back-flush volume.
- One differential pressure gauge with connecting hardware.
- One full set of bottom removal filter bags and wire cages.
- Built to North American compliance with EPA, OSHA NFPA standards. Compliance with local codes and standards are the responsibility of the purchaser.

Operating Requirements:

For best cleaning, both the process air and compressed air must be maintained at least 15°F above the dew point. Compressed air must be below a maximum temperature of 180°F at 85 psig. For the protection of the pneumatic valves and controls, compressed air for this equipment must be clean and have a refrigerant or desiccant dryer at the collector having a low enough dew point to meet conditions of operation.

Blower/Motor (Option):

- Integral top mount industrial pressure blowers, or, backward inclined industrial fans, arrangement 4V, inlet flange mount, CCW-BH (outlet to the right side).
- Electrical; 1 - 10 HP, 230-460-575 / 3 phase / 60 Hz Volts, TEFC.

Selecting a collector based on Filtler ratio is an engineering mistake. See Engineering Bulletin, E-002.

Manufactured to



Quality Air Management reserves the right to change design and specifications without notice.

DRAWINGS BY: Dave Palladini DLP Drafting 519-841-9500 dpalla1077@rogers.com	COMPANY: QUALITY AIR MANAGEMENT Phone: 1-800-267-5585 www.qamanage.com	PAGE: 1 of 1	DATE: 9/22/2017	SCALE: NOT TO SCALE	1	9/17/18	Add PISG designation	PROJECTION:
					REV. No.	REV. DATE.	REVISION DESCRIPTION.	
TITLE: "LC" series Small Baghouse Dust Collector								

Model	Rated Volume (CFM)	Filter Area (ft ²)	Qty bags/Length [1]	Compressed Air Consumption (SCFM) [2]	Hopper	Hopper Discharge	Inlet	Outlet	A	B	C	D	Weight (lbs)	Model
SINGLE WIDTH – 5 FOOT BAG FILTERS														
36VS-5	5,700	311	36/66	1.12-2.24	pyramid	10x10	32x10	32x10	60	72	100	190	2350	36VS-5
48VS-5	7,500	415	48/66	1.49-2.98	pyramid	10x10	40x10	40x10	78	72	105	195	2625	48VS-5
60VS-5	9,500	519	60/66	1.86-3.72	Pyramid	10x10	54x10	54x10	98	72	120	210	3200	60VS-5
SINGLE WIDTH – 8 FOOT BAG FILTERS														
36VS-8	8,600	453	36/96	1.80-1.60	pyramid	10x10	32x14	32x14	60	72	100	220	2700	36VS-8
48VS-8	11,500	603	48/96	2.40-4.80	pyramid	10x10	42x14	42x14	78	72	105	225	3400	48VS-8
60VS-8	14,500	754	60/96	3.00-6.00	Pyramid	12x12	54x14	54x14	98	72	120	240	4300	60VS-8
72VS-8	17,200	905	72/96	3.60-7.20	[3]	(2)10x10	56x16	56x16	120	72	100	220	4900	72VS-8
84VS-8	20,000	1056	84/96	4.20-8.40	[3]	(2)10x10	68x16	68x16	135	72	100	220	6750	84VS-8
96VS-8	23,000	1207	96/96	4.80-9.60	[3]	(2)10x10	76x16	76x16	154	72	105	225	7650	96VS-8

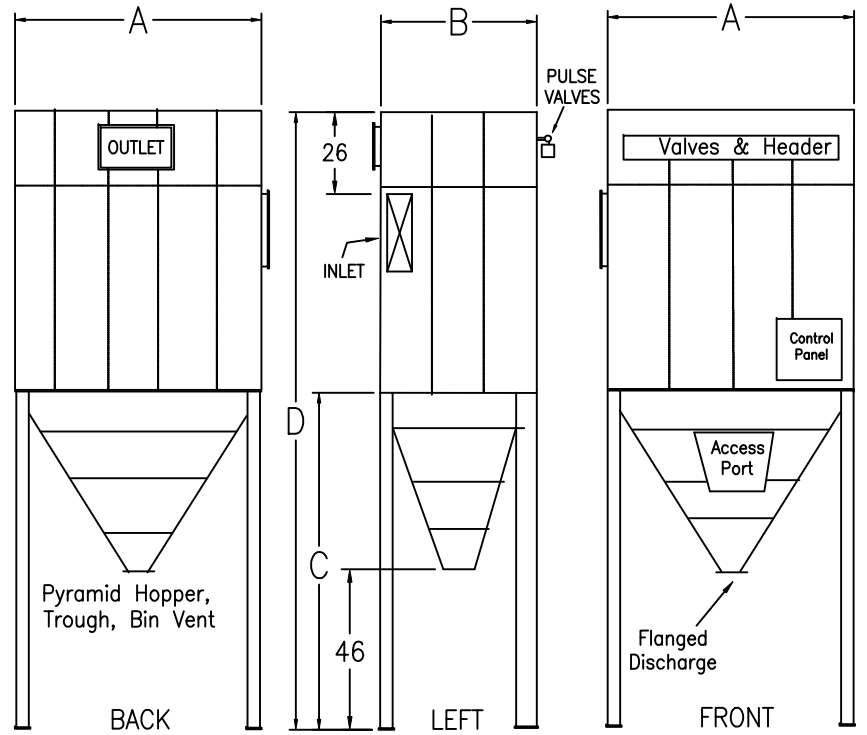
Selecting a collector based on Fitler ratio is an engineering mistake. See Engineering Bulletin, E-002.

Operating Requirements:
 For best cleaning, both the process air and compressed air must be maintained at least 15°F above the dew point. Compressed air must be below a maximum temperature of 180°F at 85 psig. For the protection of the pneumatic valves and controls, compressed air for this equipment must be clean and have a refrigerant or desiccant dryer at the collector having a low enough dew point to meet conditions of operation.

- [1] Use supersonic nozzles; D025, D031
- [2] Compressed air used for dust loading of 2-8 grains per cu. ft.
- [3] Two pyramid hoppers or trough

- 12 gauge hot rolled steel, fully welded construction, strategically placed vertical re-inforcing bars to withstand +/-20"wc,
- High side inlet with large dropout chamber, perforated baffle, to prevent abrasion and distribute air/dust evenly on filters. Downward flow prevents upward "can velocity".
- 60°Pyramidal hoppers or troughs provided for dust collection.
- SSPC-SP3 power-tool cleaned, epoxy primed (in and out) and exterior finish coat of Terra Brown (RAL8028) paint, good to 250°F.
- Automatic self-cleaning, advanced technology "high-ratio" reverse jet pulse, requiring no shutdown for after-pulse cleaning. Pulse sequencer supplied in NEMA 4 enclosure.
- Diaphragm valves rated at 125% of required flow to ensure proper back-flush volume.
- Computer designed supersonic converging-diverging nozzles on pulse pipes.
- One differential pressure gauge and dust trap with connecting hardware.
- One full set of top-removal filter bags and wire cages.
- Built to North American compliance with EPA, OSHA NFPA standards. Compliance with local codes and standards are the responsibility of the purchaser.

All Dimensions in Inches



QAM reserves the right to change design and specifications without notice.

COMPANY:			QUALITY AIR MANAGEMENT		
TITLE:			VS-Series Baghouse Dust Collector		
DWG.No.	V-001		REV. No.	4	
DATE:	9/13/2017		SCALE:	NOT TO SCALE	
			DRAWN BY:	GRB	
			DATE:	1/10/2019	



STANDARD TOP REMOVAL

Selecting a collector based on Filter ratio is an engineering mistake. See Engineering Bulletin, E-002.

- 12 gauge hot rolled steel, fully welded construction, strategically placed vertical re-inforcing bars to withstand +/-20"wc,
- High central inlet with large dropout chamber, perforated baffle, to prevent abrasion and distribute air/dust evenly on filters. Downward flow prevents upward "can velocity".
- 60°Pyramidal hoppers or troughs provided for dust collection.
- SSPC-SP3 power-tool cleaned, epoxy primed and exterior finish coat of Terra Brown (RAL8028) paint, good to 250°F.
- Automatic self-cleaning, advanced technology "high-ratio" reverse jet pulse, requiring no shutdown for after-pulse cleaning. Pulse sequencer supplied in NEMA 4 enclosure.
- Diaphragm valves rated at 125% of required flow to ensure proper back-flush volume.
- Top-removal bags allows quick and easy inspection and servicing without precarious position for the operating personnel.
- Computer designed supersonic converging-diverging nozzles on pulse pipes.
- One differential pressure gauge and dust trap with connecting hardware.
- One full set of top-removal filter bags and wire cages.
- Built to North American compliance with EPA, OSHA NFPA standards. Compliance with local codes and standards are the responsibility of the purchaser.

Operating Requirements:

For best cleaning, both the process air and compressed air must be maintained at least 15°F above the dew point. Compressed air must be below a maximum temperature of 180°F at 85 psig. For the protection of the pneumatic valves and controls, compressed air for this equipment must be clean and have a refrigerant or desiccant dryer at the collector having a low enough dew point to meet conditions of operation.

QAM reserves the right to change design and specifications without notice.

COMPANY:		QUALITY AIR MANAGEMENT	
TITLE:		VD-Series Baghouse Dust Collector	
DWG.No.	V-002	REV. No.	2
DATE:	9/28/2017	SCALE:	NOT TO SCALE
		DRAWN BY:	GRB
		DATE:	1/10/2019

Manufactured to:



MODEL	Rated Volume (CFM)	Filter Area (ft²)	# Qty of Bags/length [1]	Compressed Air Consumption (SFM) [2]	Hopper	INLET H x W	OUTLET diameter	A	B	C	D	E	Weight (lbs)	MODEL
DOUBLE WIDTH - 8 FOOT BAG FILTERS														
120VD-8	29,000	1508	120/96	6.00-12.00	[3]	54x28	2-54x14	98	144	120	96	75	8100	120VD-8
144VD-8	35,000	1810	144/96	7.20-14.40	[3]	56x32	2-56x16	114	144	120	96	87	9200	144VD-8
168VD-8	40,000	2112	168/96	8.40-16.80	[3]	68x32	2-68x16	138	144	120	96	87	10,300	168VD-8
192VD-8	46,000	2413	192/96	9.60-19.20	[3]	76x32	2-76x16	152	144	120	96	87	11,100	192VD-8
DOUBLE WIDTH - 10 FOOT BAG FILTERS														
168VD-10	58,000	2640	168/120	11.76-23.52	[3]	2-54x28	2-76x20	168	144	144	120	87	12,200	168VD-10
192VD-10	67,000	3017	192/120	13.44-26.88	[3]	2-56x28	2-85x20	192	144	144	120	87	13,100	192VD-10
216VD-10	75,000	3394	216/120	15.12-30.24	[4]	2-58x28	2-90x20	216	144	144	120	90	13,900	216VD-10
240VD-10	83,000	3770	240/120	16.80-33.60	[4]	2-58x32	2-98x20	240	144	144	120	87	15,800	240VD-10
264VD-10	91,000	4148	264/120	18.48-36.96	[4]	2-64x32	2-104x20	264	144	144	120	87	16,900	264VD-10
288VD-10	100,000	4525	288/120	20.16-40.32	[4]	2-70x32	2-112x20	288	144	144	120	87	17,900	288VD-10

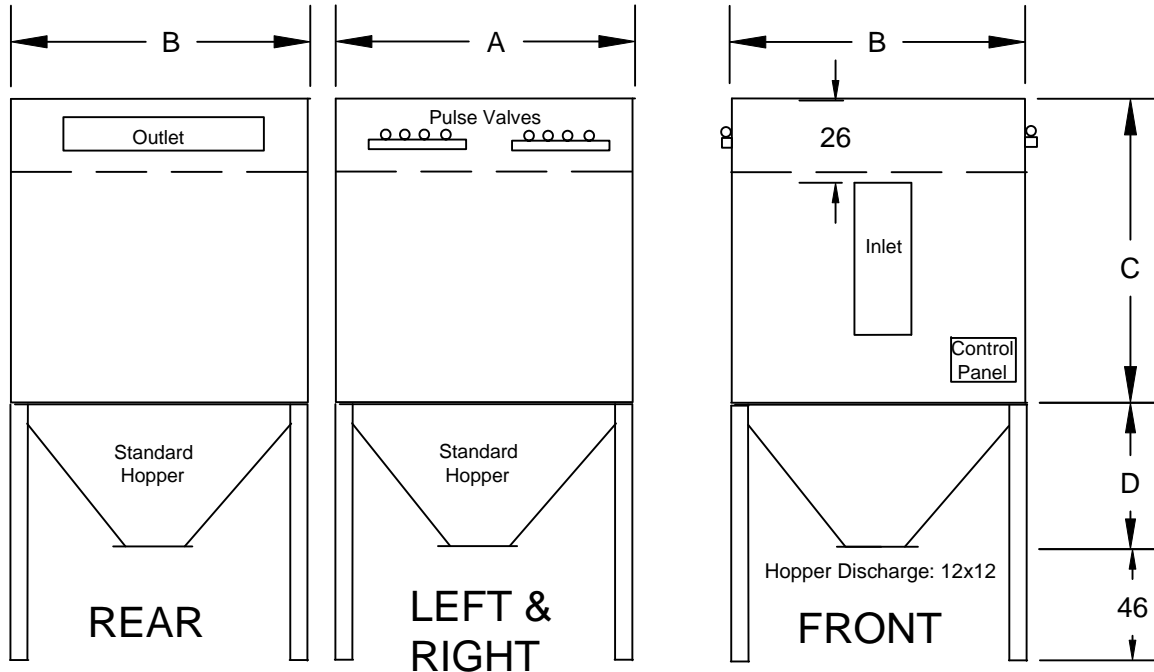
[1] Use supersonic nozzles; D031, D038

[2] Compressed air used for a dust loading of 2-8 grains per cu.ft.

[3] Two pyramid hoppers or a trough

[4] Four pyramid hoppers or two troughs

All Dimensions in inches



REAR

LEFT & RIGHT

FRONT

Hopper Discharge: 12x12



WALK-IN PLENUM option

Selecting a collector based on Filter ratio is an engineering mistake.
See Engineering Bulletin, E-002.

Operating Requirements:

For best cleaning, both the process air and compressed air must be maintained at least 15°F above the dew point. Compressed air must be below a maximum temperature of 180°F at 85 psig. For the protection of the pneumatic valves and controls, compressed air for this equipment must be clean and have a refrigerant or desiccant dryer at the collector having a low enough dew point to meet conditions of operation.

MODEL	Rated Volume (CFM)	Filter Area (ft²)	# Qty of Bags/length [1]	Compressed Air Consumption (SFM) [2]	Hopper	INLET H x W	OUTLET diameter	A	B	C	D	E	Weight (lbs)	MODEL
DOUBLE WIDTH - 8 FOOT BAG FILTERS														
120VD-8	29,000	1508	120/96	6.00-12.00	[3]	54x28	44	97	160	103	96	75	8100	120VD-8
144VD-8	35,000	1810	144/96	7.20-14.40	[3]	56x32	48	113	160	103	96	87	9200	144VD-8
168VD-8	40,000	2112	168/96	8.40-16.80	[3]	68x32	54	113	179	103	96	87	10,300	168VD-8
192VD-8	46,000	2413	192/96	9.60-19.20	[3]	76x32	56	113	198	103	96	87	11,100	192VD-8
DOUBLE WIDTH - 10 FOOT BAG FILTERS														
168VD-10	58,000	2640	168/120	11.76-23.52	[3]	2-54x28	62	113	197	127	120	87	12,200	168VD-10
192VD-10	67,000	3017	192/120	13.44-26.88	[3]	2-56x28	64	113	216	127	120	87	13,100	192VD-10
216VD-10	75,000	3394	216/120	15.12-30.24	[4]	2-58x28	66	113	235	127	120	90	13,900	216VD-10
240VD-10	83,000	3770	240/120	16.80-33.60	[4]	2-58x32	68	113	254	127	120	87	15,800	240VD-10
264VD-10	91,000	4148	264/120	18.48-36.96	[4]	2-64x32	72	113	273	127	120	87	16,900	264VD-10
288VD-10	100,000	4525	288/120	20.16-40.32	[4]	2-70x32	76	113	292	127	120	87	17,900	288VD-10

[1] Use supersonic nozzles; D031, D038

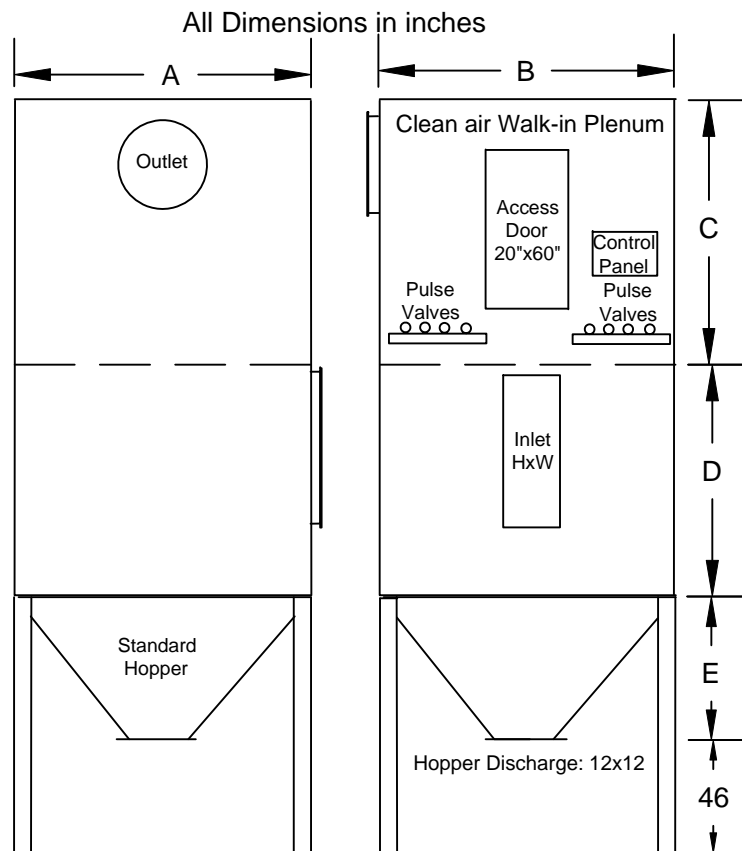
[2] Compressed air used for a dust loading of 2-8 grains per cu.ft.

[3] Two pyramid hoppers or a trough

[4] Four pyramid hoppers or two troughs

- 12 gauge hot rolled steel, fully welded construction, strategically placed vertical re-inforcing bars to withstand +/-20"wc,
- High central inlet with large dropout chamber, perforated baffle, to prevent abrasion and distribute air/dust evenly on filters. Downward flow prevents upward "can velocity".
- 60°Pyramidal hoppers or troughs provided for dust collection.
- SSPC-SP3 power-tool cleaned, epoxy primed and exterior finish coat of Terra Brown (RAL8028) paint, good to 250°F.
- Automatic self-cleaning, advanced technology "high-ratio" reverse jet pulse, requiring no shutdown for after-pulse cleaning. Pulse sequencer supplied in NEMA 4 enclosure.
- Diaphragm valves rated at 125% of required flow to ensure proper back-flush volume.
- Top-removal bags allows quick and easy inspection and servicing without precarious position for the operating personnel.
- Computer designed supersonic converging-diverging nozzles on pulse pipes.
- One differential pressure gauge and dust trap with connecting hardware.
- One full set of top-removal filter bags and wire cages.
- Built to North American compliance with EPA, OSHA NFPA standards. Compliance with local codes and standards are the responsibility of the purchaser.

QAM reserves the right to change design and specifications without notice.



Manufactured to:



COMPANY:		
QUALITY AIR MANAGEMENT		
TITLE:		
VD-Series Baghouse Dust Collector		
DWG.No.	V-003	REV. No. 2
		DATE: 1/10/2019
DATE:	SCALE:	DRAWN BY:
9/28/2017	NOT TO SCALE	GRB

(as a governing specification in cylindrical bag pulse jet dust collectors)

The History of Reverse Jet and Pulse Jet Design and Development must be reviewed to determine proper selection of collectors.

The first pulse jet collector was developed by Pulverizing Machinery of Summit New Jersey in the early 60's, to collect dust from their Pulverizers. They had tried to use the Blow-ring design but they could not handle the dust (powder) loads as their grinder Pulverizers became bigger. The typical load to the collectors from the Pulverizers were between 150 and 300 grains per cubic foot. The collector design was based on the same blow-ring filtering velocities at these loads. The cages were based on available designs from shipping pulverizer shafts. The pulse valves selected were diaphragm valves that were the fastest and the lowest cost valve available. This valve happened to be a ¾ inch diaphragm pilot operated valve. They decided to use several valves in a collector and pulse them with an electronic timer. It was found the hole sizes and venturi formed an air ejector design that had the same jet velocity that the blow-ring collector was using. But the big breakthrough came with the realization that the dust was ejected from the bag during the first 4 or 5 milliseconds of the valve opening. The valves were operated as fast as the mechanical design allowed. The operation was completed in less than 0.10 seconds. It became apparent that the frequency of cleaning was a function of the load to the collector. For instance, for loadings of 300 grains, the collectors would operate at a filtering velocity of between 7 and 9 ft per minute. At material handling facilities such as quarries, the collector would run at velocities of 14 to 16 feet per minute. The typical pressure drop in these collector designs were about 3.5 inches WC pressure for the high loads and 2.0 inches WC for the lower dust loads. The typical compressed air usage, on the high loads, was 1 to 2 SCFM per 1000 CFM of filtered air. For loads under 10 grains per cubic foot, the air usage was 0.2 to 0.8 SCFM per 1000 CFM of filtered air.

Determining the filter velocity (then referred to as filter ratio) became a rather complicated procedure. The ratio presumably was determined by dust load, fineness of the dust, temperature of process gas stream, and other factors.

The hopper inlet was a carry over design from both the blow-ring collector and the previous mechanical shaker collectors.

By 1969, there were over 10,000 collectors in operation. Almost all of them were installed on process exhaust from Pulverizers or in foundries. Pulverizing Machinery changed their name to Mikropul and licensed FlexKleen to also build and Market collectors. The collectors for MikroPul had 4 ½ inch diameter bags 72 inch long and the FlexKleen units had 5 inch bags 102 inches long. Bag life was 3-5 years on Pulverizer applications and over eight years on low loading applications.

Engineering Disaster 1971

In 1971, the patent was challenged and the Pulverizing Machinery patent was declared invalid. The market changed radically because Air Pollution Control Regulations also became effective at the same time. Many new suppliers entered the market. In order to compete, Mikropul changed their design. They went from 6 foot to 10 foot bags. They increased their pulse pipe holes by the same ratio. The whole industry followed and copied the new design for hole size and venturi throat diameter. At the time, Mikropul had 40,000 ventures in stock and kept the same venturi sizes. This increased the jet velocity of the cleaning jet by 66 per cent.

This was when the dust collector market was growing at a 20% annual rate. With the new designs:

- (1) pressure drop increased to 4 ½ to 6 ½ inches WC
- (2) Compressed air consumption increased by over 50% for similar applications.
- (3) Bag life was reduced by over 50%.
- (4) In reaction to these problems the filter ratios were reduced to between 4 & 6 on almost all applications.

Reasons for Disaster

What happened was no one at that time realized what might have been a rather obvious truth, that the velocity with which the dust is ejected from the bag during cleaning is proportional to the velocity of the cleaning jet. At the new velocities, dust is driven toward adjacent rows of bags in the filter mode. Depending on the dust density, the dust will be driven through the adjoining cake into the clean side of the bags. The cake becomes more dense and the pressure drop increases until the process stabilizes which takes 16-100 hours. Even after the equilibrium, the dust still penetrates and bag wear is high. With low filter ratios it takes longer for the bag to wear out and require longer times between replacements.

Today's Conditions

This disastrous design continues to be employed by most of the pulse jet collector suppliers in the world.

New Advanced Technology eliminates design flaws; allows for High Ratio Operation

In 1981 a new technology was developed, a pulse jet collector that basically changed the cleaning system design. The key to this design was to change the jet velocity to a fraction of the existing designs. New Technology eliminated the penetration of dusts from the row of cleaning bags to the adjoining row in a filtering mode.

This allowed pulse jet collectors to operate at:

- (1) lower pressure drops (1 - 3 inches WC),
- (2) lower compressed air consumption for cleaning (50 - 75% less)
- (3) 3 to 4 times longer bag life
- (4) filter ratios of over 14:1 on any application
- (5) decrease dust penetration by up to 90%.

There have been several suppliers building and selling these New Technology collectors since 1982. In fact the patents have now expired. **There are over 4000 installations worldwide.**

Why is this New Technology not accepted by all the major suppliers?

- 1) If you produced 40,000 collectors after the development of the new technology was published over 20 years ago, you might be subject to legal action for poor judgment and causing the public to be overcharged for their dust collection.
- 2) They do not have the engineering expertise to build these new technology collectors.
- 3) People using the old obsolete technology control over 90% of the market world-wide.
- 4) The suppliers of valves and filter elements would have their markets cut in half.
- 5) Air compressor sales and service for pulse jet collectors would be cut by 60%

Modifying existing collectors with almost no risk to the purchaser.

We can supply new bags, pulse pipes and bag plugs to alter performance to high technology low pressure drop, reduced air consumption, lower penetration (immediately noticeable) and long bag life (it takes some time to verify that but it should be obvious from the other indications). The modifications take only a few hours and if a customer is not satisfied, he can return pipes and cages for credit and re-install the old components. **If this was not an absolute certainty customers would not pay for the equipment.**

Testimonial from Mei-West

November 1, 2012

Quality Air Management
240 Camille Crescent
Waterloo, On N2K 3B7

Subject: Ultra-Flow model 60VS-8 and 72VS-8 bag house dust collectors

To whom it concerns,

Since Spring 2011, we have been setting up a new grass seed processing plant. These plants produce a lot of very fine dust. To create a dust free environment in a temperature controlled building we started looking for a filter system that is compact enough to fit inside the building without wasting too much valuable space.

We were quoted different systems by a number of dust collector suppliers. Yours impressed me the most from its unique and seemly very advanced technical standard. However, the tipping point is that the two collectors were small enough to fit inside our building, which is what we wanted. All the others were far too large and would have had to go outside. Also, the motor horsepower was only 20 and 30 HP. The others were around 50 HP or more. All the so-called experts told me that I was being fooled, because these smaller dust collectors could never do the job. I always like a challenge and to be the innovator and ignored these warnings. We've run these bag houses for a while now and they are running amazingly well and at only 1 – 3.5 inch pressure drop. You recommended that we reduce the cleaning frequency even more and run the collectors at around 2 inch pressure drop, to save even more on operating cost and reduce wear and tear on the filter bags. I'm impressed and delighted.

No one else seemed to match your technical expertise and that assures us of success in our application of these dust collectors.

Yours Truly,



Heinz Nolting
Mei-West Ent.
69102 Meridian Rd.
Rosser, MB R0H 1E0